

Scaled data based on original data using
LM-79-08 Approved Method: Electrical and Photometric Measurements of Solid-
State Lighting Products

Test Report Prepared for
Cooper Lighting Solutions
(formerly Eaton)

Brand: McGRAW-EDISON

Report Number: P386306

Luminaire Tested: **GWC-SA2A-722-U-SLL-HSS**

Issue Date: 3/3/2020

Test Information

Test Method: LM-79-08
Report Number: P386306
TEST IS SCALED FROM IESNA LM-79-08 TEST DATA (G2-1903-205-27)
Test Lab: INNOVATION CENTER
Issue Date: 3/3/2020
Manufacturer: COOPER LIGHTING SOLUTIONS (FORMERLY EATON)
Product Line: MCGRAW-EDISON
Catalog Number: GWC-SA2A-722-U-SLL-HSS
Description: GALLEON WALL LUMINAIRE
(2) 70 CRI, 2200K, 615mA LIGHTSQUARES WITH 16 LEDS EACH AND SPILL LIGHT
ELIMINATOR LEFT OPTICS WITH HOUSE SIDE SHIELD
Light Source: -
Ballast/Driver: ELECTRONIC DRIVER

Summary

Lumens per Lamp: N/A
Luminaire Lumens: 5300 lumens
Efficiency: N/A
Efficacy: 80.3 lumens/watt
Luminous Opening: Rectangular (W 1' x L: 0.5' x H: 0')
IES Classification: Type III - Medium
BUG Rating: B1 - U0 - G1

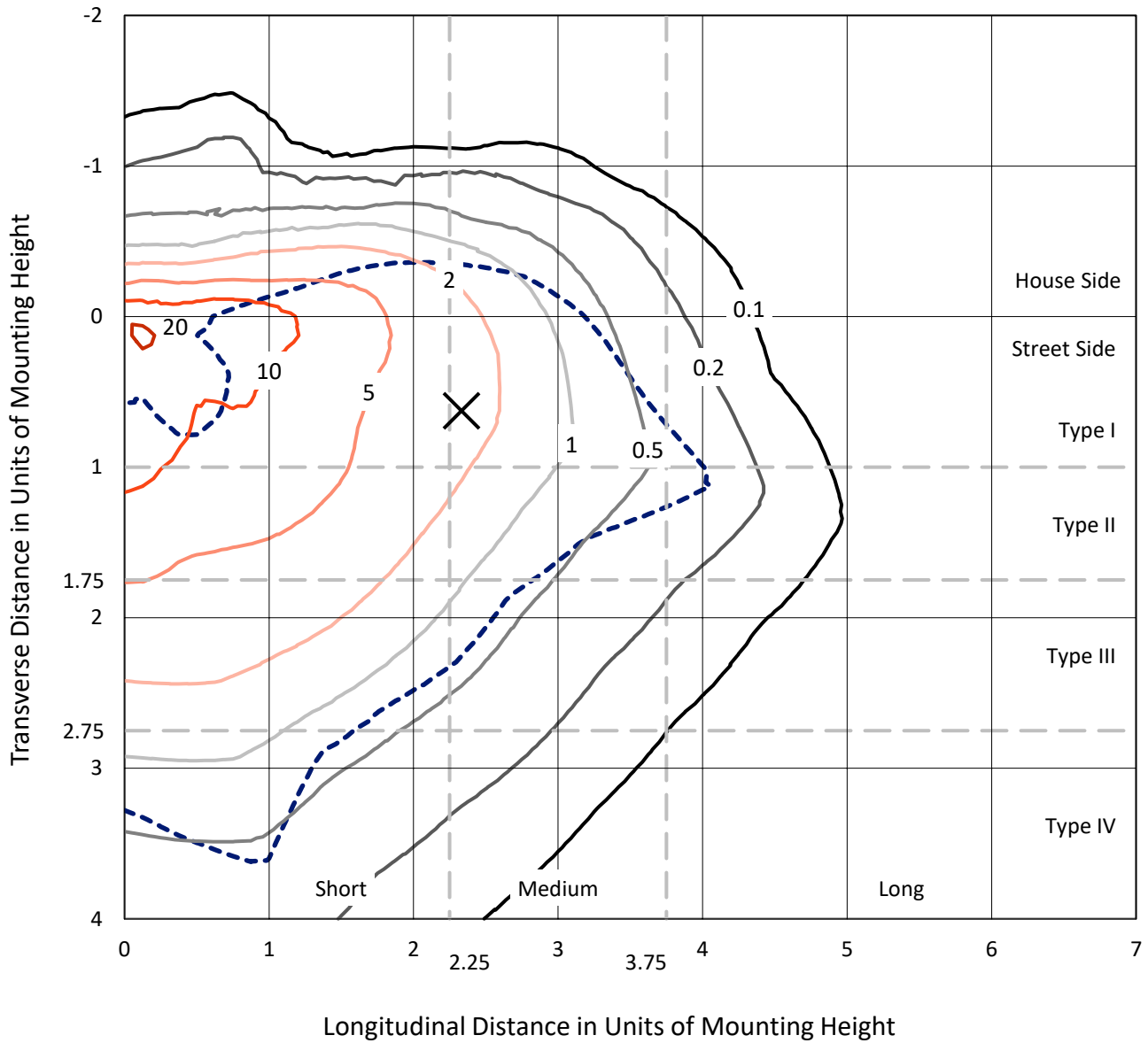
Input Watts (W): 66
Input Voltage (V): NR
Input Current (A_{in}): NR
Voltage Rise (V): NR
Power Factor: NR
Total Harmonic Distortion (THDi): NR
Frequency (hertz): 60
Stabilization Time: NR
Operation Time: NR
Ambient Temperature (°C): NR
Test Distance: 24 FT



REPORT NUMBER: P386306
 CATALOG NUMBER: GWC-SA2A-722-U-SLL-HSS

Iso-Footcandle Lines of Horizontal Illumination

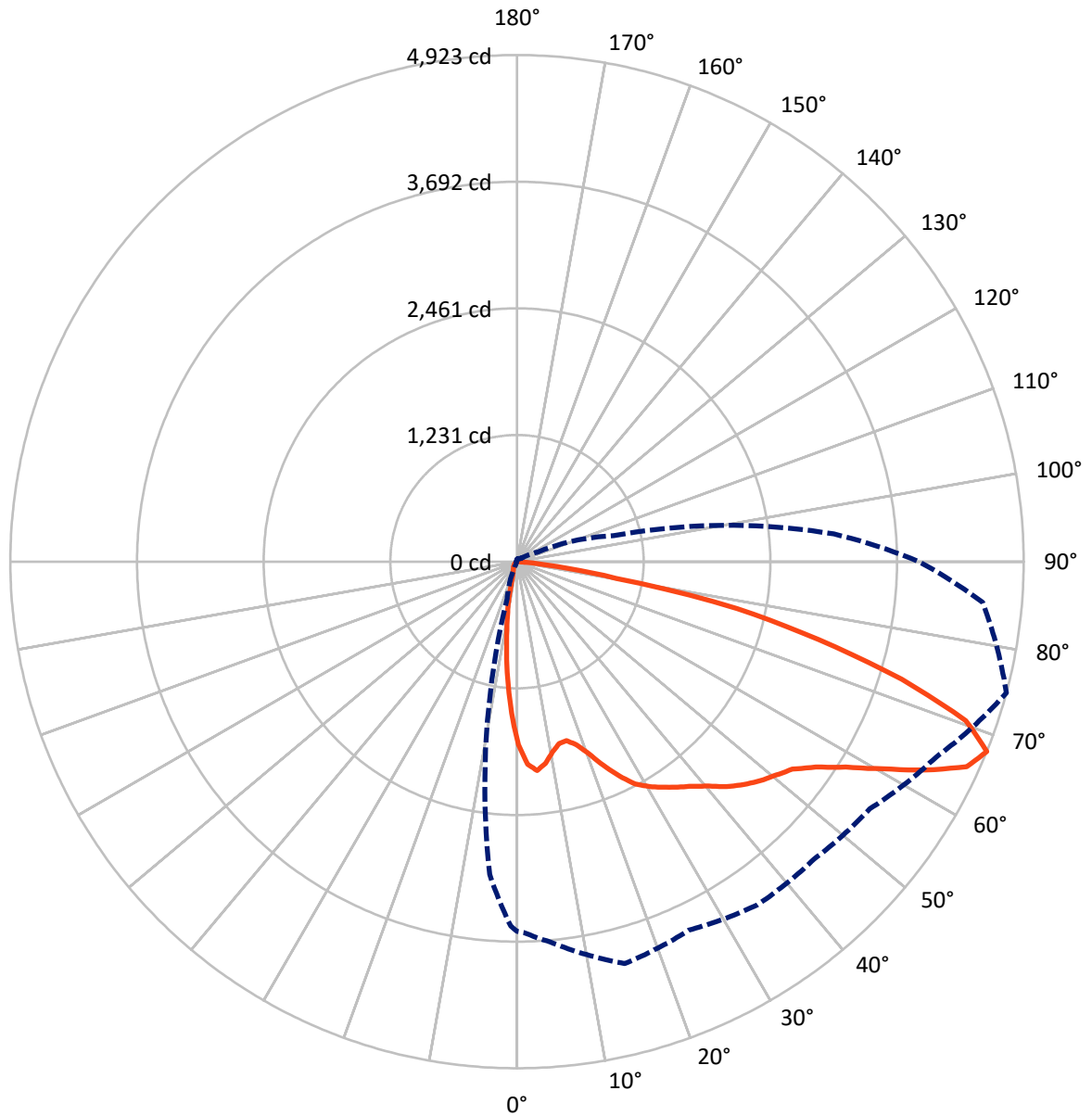
✕ Max cd
 - - - 1/2 Max cd



Based on 10 foot mounting height. Maximum calculated value = 23 fc
 Type III - Medium - N/A

REPORT NUMBER: P386306
CATALOG NUMBER: GWC-SA2A-722-U-SLL-HSS

Luminous Intensity Polar Plot



— Vertical Plane Through 75-Deg Lateral - - - Horizontal Cone Through 67.5-Deg Vertical



REPORT NUMBER: P386306
 CATALOG NUMBER: GWC-SA2A-722-U-SLL-HSS

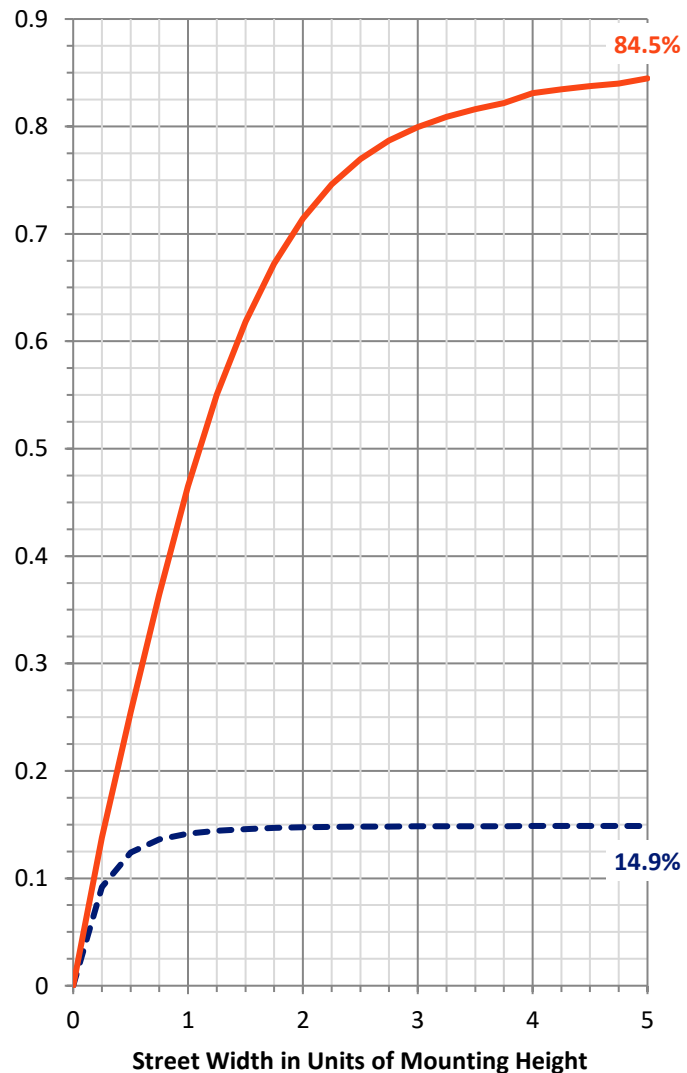
FLUX DISTRIBUTION:

		Downward	Upward	Total
House Side	Lumens	795.3	0.0	795.3
	% Fixture	15.0	0.0	15.0
Street Side	Lumens	4504.7	0.0	4504.7
	% Fixture	85.0	0.0	85.0
Total	Lumens	5300.0	0.0	5300.0
	% Fixture	100.0	0.0	100.0

ZONAL LUMENS:

Zone	Lumens	% Fixture
0°-10°	134.9	2.5
10°-20°	265.6	5.0
20°-30°	375.7	7.1
30°-40°	552.4	10.4
40°-50°	794.0	15.0
50°-60°	1117.7	21.1
60°-70°	1305.4	24.6
70°-80°	666.0	12.6
80°-90°	88.5	1.7
90°-100°	0.0	0.0
100°-110°	0.0	0.0
110°-120°	0.0	0.0
120°-130°	0.0	0.0
130°-140°	0.0	0.0
140°-150°	0.0	0.0
150°-160°	0.0	0.0
160°-170°	0.0	0.0
170°-180°	0.0	0.0
0°-90°	5300.0	100.0
0°-180°	5300.0	100.0

Coefficient of Utilization



REPORT NUMBER: P386306

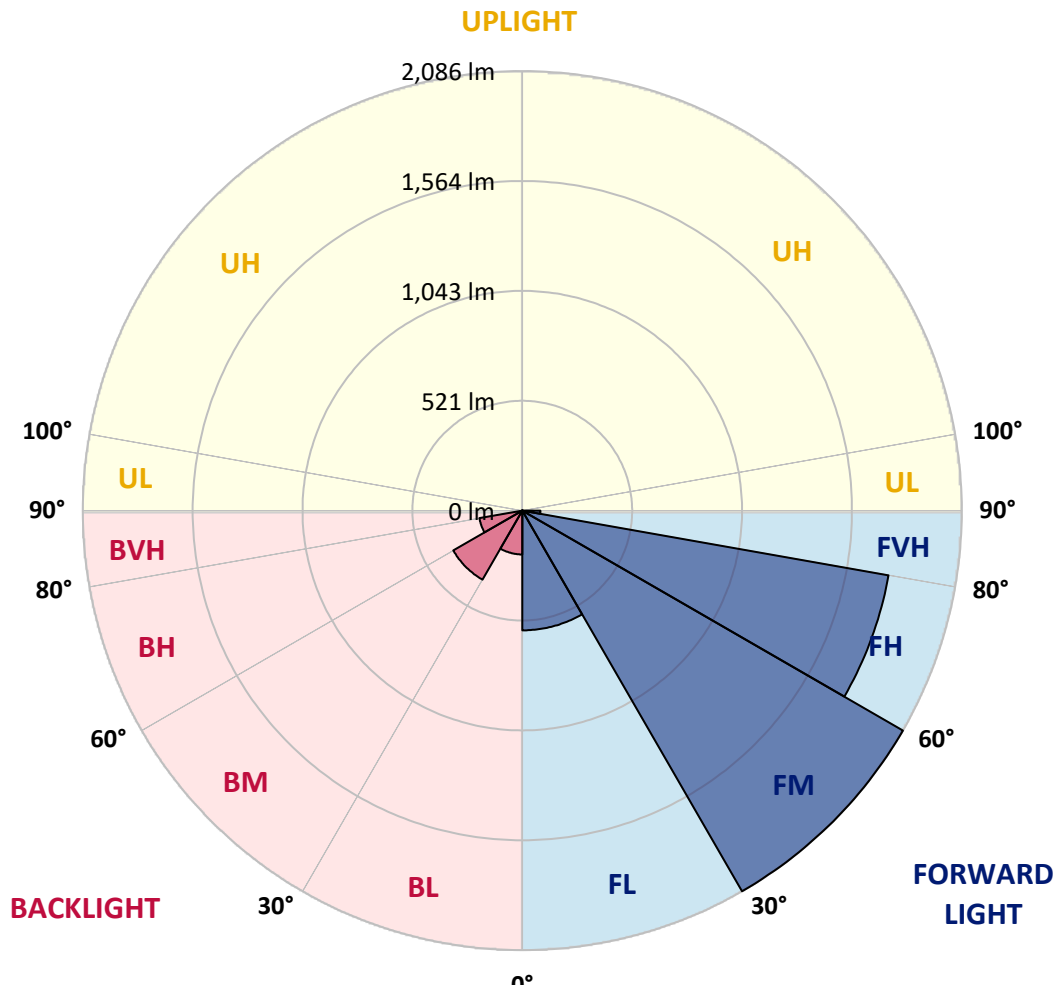
CATALOG NUMBER: GWC-SA2A-722-U-SLL-HSS

LUMINAIRE CLASSIFICATION SYSTEM LUMEN TABLE AND BUG RATING:

Zone	Lumens	% Fixture	Zone Rating/Lumen Limit		
			B	U	G
FL (0°-30°)	568.2	10.7			
FM (30°-60°)	2086.0	39.4			
FH (60°-80°)	1764.8	33.3			G1/1800
FVH (80°-90°)	85.8	1.6			G1/100
BL (0°-30°)	208.0	3.9	B1/500		
BM (30°-60°)	378.1	7.1	B1/1000		
BH (60°-80°)	206.6	3.9	B1/500		G1/500
BVH (80°-90°)	2.7	0.1			G0/10
UL (90°-100°)	0.0	0.0		U0/0	
UH (100°-180°)	0.0	0.0		U0/0	

BUG Rating: B1-U0-G1

Type III Medium





REPORT NUMBER: P386306

CATALOG NUMBER: GWC-SA2A-722-U-SLL-HSS

CANDELA DISTRIBUTION (FULL):

	0°	1°	5°	15°	25°	35°	45°	55°	65°	75°	85°
0°	1778.1	1778.1	1778.1	1778.1	1778.1	1778.1	1778.1	1778.1	1778.1	1778.1	1778.1
2.5°	1927.4	1930.5	1946.0	1982.2	2021.6	2024.6	2051.2	2023.9	2014.6	1970.4	1924.7
5°	1942.0	1953.6	2007.0	2113.2	2205.4	2235.0	2256.1	2202.4	2145.9	2037.9	1922.7
7.5°	1824.8	1844.1	1928.2	2127.5	2292.2	2365.1	2378.9	2294.8	2156.4	1978.7	1805.4
10°	1674.6	1696.7	1798.1	2043.2	2269.4	2394.2	2413.3	2303.0	2104.2	1882.8	1678.6
12.5°	1553.1	1579.0	1682.7	1948.3	2190.8	2328.9	2366.6	2275.2	2059.0	1814.7	1592.0
15°	1497.1	1526.7	1635.7	1887.0	2103.7	2212.4	2243.5	2204.1	2033.9	1803.9	1571.9
17.5°	1529.3	1561.4	1673.9	1892.3	2021.8	2068.3	2093.4	2109.5	2033.9	1868.9	1630.7
20°	1661.1	1695.7	1814.7	1945.8	1954.1	1936.7	1963.6	2020.1	2057.5	1992.5	1771.8
22.5°	1843.3	1884.0	2018.3	2037.4	1920.9	1855.4	1858.9	1947.5	2100.4	2149.1	1967.6
25°	2065.5	2115.2	2251.8	2174.0	1934.7	1806.9	1805.7	1887.8	2142.4	2306.1	2185.8
27.5°	2286.2	2341.0	2461.0	2340.7	1991.7	1798.1	1795.6	1869.7	2183.3	2445.6	2424.1
30°	2471.3	2524.5	2627.9	2461.5	2053.2	1818.7	1806.7	1889.0	2207.6	2536.3	2597.8
32.5°	2621.9	2664.6	2748.2	2544.6	2119.0	1858.7	1832.5	1940.8	2249.1	2612.9	2757.5
35°	2787.6	2832.5	2865.9	2623.7	2192.8	1916.1	1878.7	2022.9	2312.8	2690.7	2932.5
37.5°	2976.7	3021.3	3017.3	2696.0	2286.5	2011.3	1987.4	2152.9	2412.0	2767.8	3127.8
40°	3161.7	3207.4	3174.7	2775.0	2396.4	2168.2	2150.6	2348.2	2544.8	2866.4	3356.8
42.5°	3334.9	3384.4	3314.6	2849.9	2527.5	2366.1	2396.2	2599.8	2711.0	2988.0	3554.1
45°	3474.5	3525.0	3431.8	2922.7	2665.6	2606.1	2696.7	2878.5	2910.9	3090.6	3687.4
47.5°	3576.0	3623.7	3513.2	2995.5	2842.3	2899.6	3057.5	3170.7	3091.4	3179.8	3782.1
50°	3640.7	3677.9	3537.0	3086.6	3074.3	3242.0	3433.3	3488.6	3261.4	3260.1	3897.1
52.5°	3681.9	3698.7	3554.6	3181.8	3316.3	3614.9	3801.4	3818.7	3436.4	3348.5	4052.0
55°	3823.8	3837.3	3679.1	3297.0	3516.5	3941.5	4134.3	4118.3	3634.5	3521.5	4234.8
57.5°	4065.8	4080.1	3936.5	3462.7	3678.4	4143.4	4375.6	4404.5	3866.7	3764.5	4430.6
60°	4187.3	4213.9	4162.7	3672.6	3835.3	4272.4	4540.1	4632.2	4156.9	4084.9	4620.4
62.5°	4077.1	4115.7	4190.1	3905.4	3991.2	4343.5	4591.3	4713.8	4454.2	4458.2	4737.4
65°	3857.1	3888.0	4014.1	4032.9	4081.6	4334.7	4464.7	4599.8	4636.2	4801.2	4731.1
67.5°	3591.5	3603.1	3710.0	4042.9	3950.5	4070.6	4084.6	4184.5	4492.3	4922.7	4541.1
70°	3209.1	3215.4	3308.8	3706.8	3394.9	3421.3	3400.5	3420.8	3862.2	4626.7	4061.3
72.5°	2582.7	2598.5	2731.4	3078.3	2473.3	2397.2	2560.9	2551.8	2974.4	3908.9	3016.3
75°	1901.6	1929.0	2129.6	2479.5	1735.9	1570.2	1689.7	1721.6	2114.5	3023.6	1886.3
77.5°	1331.4	1351.7	1546.1	1822.7	1256.3	1122.8	1079.6	1117.5	1395.7	2187.3	950.3
80°	767.0	774.5	898.6	1052.5	846.6	968.6	877.5	903.6	836.3	973.1	408.7
82.5°	501.9	503.1	551.6	626.4	527.2	612.6	453.4	579.7	514.4	390.9	133.1
85°	271.2	272.7	319.9	444.6	298.5	168.7	99.2	203.6	318.1	89.6	36.4
87.5°	29.9	27.4	96.4	161.7	82.9	15.3	5.3	22.8	51.0	5.8	0.0
90°	0.0	0.0	0.0	0.0	0.0	0.0	0.0	0.0	0.0	0.0	0.0



REPORT NUMBER: P386306
 CATALOG NUMBER: GWC-SA2A-722-U-SLL-HSS

CANDELA DISTRIBUTION (continued):

	90°	95°	105°	115°	125°	135°	145°	155°	165°	175°	180°
0°	1778.1	1778.1	1778.1	1778.1	1778.1	1778.1	1778.1	1778.1	1778.1	1778.1	1778.1
2.5°	1901.3	1880.5	1828.5	1773.5	1729.4	1687.9	1646.2	1595.3	1555.9	1547.8	1534.8
5°	1860.7	1794.6	1685.7	1576.2	1488.1	1376.9	1306.3	1251.3	1197.6	1194.3	1183.5
7.5°	1718.6	1631.7	1478.3	1326.9	1202.9	1096.9	990.0	918.4	862.2	842.3	830.5
10°	1582.0	1484.3	1292.7	1120.0	1009.3	915.6	840.3	765.5	697.7	651.0	629.9
12.5°	1486.6	1378.6	1167.5	1018.6	939.2	850.4	758.5	665.1	587.0	530.8	496.4
15°	1449.7	1334.4	1125.5	978.4	880.5	768.0	650.5	543.8	457.2	406.2	375.3
17.5°	1493.6	1359.5	1122.3	929.5	792.6	652.8	523.0	396.9	315.3	276.7	256.8
20°	1605.1	1439.4	1121.0	869.4	688.2	516.2	354.3	261.1	211.6	190.1	180.8
22.5°	1762.7	1541.3	1131.1	810.2	579.5	368.8	244.5	191.8	166.5	154.9	149.6
25°	1965.6	1684.4	1159.4	756.5	477.3	275.2	190.6	160.7	142.9	133.8	130.1
27.5°	2181.8	1849.1	1203.6	709.8	394.2	219.4	163.2	137.6	124.8	118.5	115.0
30°	2360.0	2039.9	1248.3	657.8	333.9	191.3	149.4	125.5	110.7	106.7	103.4
32.5°	2515.9	2184.3	1279.9	610.8	294.5	170.0	135.1	112.2	102.2	94.4	90.9
35°	2677.4	2304.5	1278.9	578.0	267.4	153.9	123.0	100.4	88.4	79.3	76.6
37.5°	2852.1	2440.4	1257.1	549.8	255.6	141.1	116.2	94.2	82.1	73.1	69.5
40°	3056.7	2583.0	1234.7	523.5	252.3	130.8	111.5	89.1	76.3	67.5	64.0
42.5°	3256.1	2711.5	1215.2	503.9	238.3	130.6	107.2	85.4	71.8	63.3	59.3
45°	3415.5	2831.3	1211.4	492.1	223.4	135.1	104.9	82.9	68.3	59.8	56.0
47.5°	3548.1	2961.3	1235.5	483.8	209.4	123.3	110.5	81.1	65.0	56.7	52.5
50°	3705.8	3121.0	1292.2	470.2	194.6	111.0	126.5	81.6	62.3	53.7	49.2
52.5°	3925.7	3342.0	1375.6	447.4	174.2	99.7	124.5	82.1	59.3	50.5	45.9
55°	4172.2	3617.9	1465.2	409.5	145.9	84.9	106.7	78.6	53.5	46.9	42.7
57.5°	4431.3	3868.2	1518.5	364.3	116.0	73.3	85.4	71.6	47.2	42.2	39.4
60°	4472.0	3963.4	1494.1	308.8	92.1	63.8	63.3	72.8	42.2	37.2	35.1
62.5°	4370.8	3843.8	1376.4	259.4	77.1	56.0	52.0	63.5	38.2	33.1	31.1
65°	4176.3	3520.7	1185.5	233.7	71.6	48.0	43.2	44.7	33.4	28.9	27.1
67.5°	3905.6	3089.4	973.4	219.2	70.8	41.2	36.9	33.9	28.9	25.1	23.6
70°	3352.3	2573.7	776.6	211.1	68.8	34.6	31.1	27.6	24.1	21.3	20.1
72.5°	2467.2	1823.8	604.1	202.4	69.3	27.6	27.1	22.8	19.3	16.6	16.1
75°	1425.6	1041.9	396.2	163.9	66.0	21.3	22.6	16.1	13.6	11.5	11.5
77.5°	759.7	635.5	150.9	68.3	24.1	13.6	12.8	9.5	8.5	7.0	6.8
80°	331.2	279.7	45.4	19.1	13.3	7.3	4.8	4.3	3.8	3.0	2.8
82.5°	117.2	101.2	14.8	9.3	5.8	0.0	0.0	0.0	0.0	0.0	0.0
85°	26.6	19.1	0.0	2.3	0.0	0.0	0.0	0.0	0.0	0.0	0.0
87.5°	0.0	0.0	0.0	0.0	0.0	0.0	0.0	0.0	0.0	0.0	0.0
90°	0.0	0.0	0.0	0.0	0.0	0.0	0.0	0.0	0.0	0.0	0.0



REPORT NUMBER: P386306
 CATALOG NUMBER: GWC-SA2A-722-U-SLL-HSS

CANDELA DISTRIBUTION (continued):

	185°	195°	205°	215°	225°	235°	245°	255°	265°	270°	275°
0°	1778.1	1778.1	1778.1	1778.1	1778.1	1778.1	1778.1	1778.1	1778.1	1778.1	1778.1
2.5°	1508.2	1502.6	1470.0	1471.3	1477.0	1485.3	1465.7	1474.8	1499.1	1522.5	1531.3
5°	1166.2	1167.5	1147.6	1159.9	1171.0	1178.5	1146.9	1147.4	1166.7	1193.1	1206.9
7.5°	821.7	819.7	820.7	850.1	871.0	855.9	867.7	826.8	829.3	848.1	834.0
10°	610.8	583.2	567.7	589.8	612.6	604.3	584.0	570.7	580.0	600.8	599.3
12.5°	480.0	440.4	417.0	401.2	420.0	404.5	404.0	392.4	379.9	382.1	415.5
15°	361.0	332.2	304.5	279.2	278.7	273.4	246.5	216.4	213.9	215.4	232.7
17.5°	248.3	238.5	227.2	205.4	199.6	177.5	151.4	139.3	133.3	136.1	141.9
20°	174.5	170.7	172.0	160.2	151.9	130.8	115.5	110.7	109.7	112.5	115.2
22.5°	144.6	137.8	137.1	131.8	123.5	108.2	99.9	97.2	95.9	98.4	100.4
25°	126.5	119.8	117.0	113.7	104.9	94.4	89.4	86.9	85.6	87.1	88.4
27.5°	111.5	105.2	102.7	100.4	91.9	84.4	80.3	78.1	77.1	77.6	78.8
30°	100.2	94.7	91.4	88.6	81.3	76.1	72.6	70.3	69.3	69.3	70.5
32.5°	88.4	85.4	82.4	78.8	72.1	68.5	65.0	62.5	61.5	61.8	62.8
35°	73.6	72.6	73.3	70.0	64.3	61.3	57.7	55.0	54.2	54.5	55.5
37.5°	65.3	60.8	63.5	61.8	58.5	54.5	50.0	47.5	46.2	46.9	47.5
40°	60.0	54.5	52.5	54.2	53.7	47.2	43.2	40.7	39.7	39.9	40.4
42.5°	55.5	49.0	44.4	44.2	47.2	41.2	36.9	34.6	33.4	33.4	33.9
45°	51.2	44.2	38.7	34.4	39.7	34.9	30.9	28.9	27.4	27.4	27.6
47.5°	48.0	40.2	33.6	28.1	29.9	28.6	25.4	23.3	21.8	21.8	22.1
50°	44.9	36.2	29.1	23.6	22.3	23.6	20.6	18.3	17.3	17.1	17.6
52.5°	41.7	32.1	24.9	20.1	17.6	17.8	16.1	14.6	13.3	13.3	13.8
55°	38.4	28.9	21.6	17.1	14.6	13.3	12.8	11.8	10.8	10.8	11.3
57.5°	35.1	25.4	18.3	14.1	11.5	10.5	10.5	9.8	9.0	9.0	9.5
60°	32.1	21.8	15.1	11.5	9.0	8.8	9.0	8.3	7.8	7.8	8.3
62.5°	28.6	18.6	12.3	9.5	7.3	7.0	7.8	7.3	6.8	6.8	7.3
65°	24.4	15.8	9.8	7.3	5.5	5.5	6.5	6.0	5.5	5.5	6.0
67.5°	20.6	13.3	7.5	5.3	4.0	4.3	5.5	5.0	4.8	4.8	5.3
70°	17.1	10.3	5.3	3.3	2.3	3.3	4.3	4.3	4.3	4.3	4.8
72.5°	12.8	7.0	3.0	1.3	1.0	2.3	3.5	4.0	3.8	3.8	4.5
75°	8.3	4.0	1.0	0.0	0.0	1.3	2.8	3.3	3.3	3.0	3.8
77.5°	4.8	1.3	0.0	0.0	0.0	0.0	1.8	1.5	1.3	1.0	1.8
80°	1.3	0.0	0.0	0.0	0.0	0.0	0.0	0.0	0.0	0.0	0.0
82.5°	0.0	0.0	0.0	0.0	0.0	0.0	0.0	0.0	0.0	0.0	0.0
85°	0.0	0.0	0.0	0.0	0.0	0.0	0.0	0.0	0.0	0.0	0.0
87.5°	0.0	0.0	0.0	0.0	0.0	0.0	0.0	0.0	0.0	0.0	0.0
90°	0.0	0.0	0.0	0.0	0.0	0.0	0.0	0.0	0.0	0.0	0.0



REPORT NUMBER: P386306
 CATALOG NUMBER: GWC-SA2A-722-U-SLL-HSS

CANDELA DISTRIBUTION (continued):

	285°	295°	305°	315°	325°	335°	345°	355°	359°	360°
0°	1778.1	1778.1	1778.1	1778.1	1778.1	1778.1	1778.1	1778.1	1778.1	1778.1
2.5°	1566.7	1596.3	1638.0	1682.2	1750.2	1804.2	1857.1	1902.6	1920.2	1927.4
5°	1240.0	1283.5	1344.5	1422.8	1545.6	1656.0	1768.0	1880.7	1929.7	1942.0
7.5°	889.8	945.3	1022.8	1121.0	1264.9	1408.0	1564.4	1729.9	1805.7	1824.8
10°	658.5	726.3	815.2	918.7	1056.0	1203.1	1373.6	1562.6	1649.3	1674.6
12.5°	467.2	558.9	677.9	803.7	922.7	1054.0	1226.5	1434.9	1525.7	1553.1
15°	274.4	363.0	503.9	672.4	824.8	957.8	1133.1	1369.3	1469.5	1497.1
17.5°	157.4	201.6	308.1	495.9	702.7	887.0	1103.7	1385.6	1503.6	1529.3
20°	120.3	134.3	177.5	319.4	560.1	817.5	1103.7	1478.0	1623.4	1661.1
22.5°	105.2	115.5	133.1	190.6	412.3	742.9	1116.5	1611.6	1801.7	1843.3
25°	93.4	102.7	117.8	143.4	281.2	654.3	1146.9	1775.5	2011.6	2065.5
27.5°	83.6	92.4	106.0	125.5	192.3	547.3	1187.8	1967.9	2243.0	2286.2
30°	74.8	83.1	95.4	109.2	148.4	426.1	1222.7	2149.1	2424.8	2471.3
32.5°	66.5	74.1	85.1	95.4	121.5	315.1	1226.5	2292.7	2575.7	2621.9
35°	58.7	65.5	75.6	83.6	100.7	248.8	1168.0	2417.3	2726.6	2787.6
37.5°	51.2	57.7	66.5	72.6	88.6	202.9	1078.6	2556.1	2920.2	2976.7
40°	44.2	50.0	59.0	63.0	83.9	155.9	981.4	2701.7	3110.0	3161.7
42.5°	37.7	43.2	52.0	59.8	73.6	116.5	876.5	2838.3	3280.7	3334.9
45°	31.4	37.2	45.9	63.3	61.0	87.1	764.2	2929.0	3415.5	3474.5
47.5°	25.4	31.9	43.9	60.3	48.7	64.0	675.4	3014.8	3517.7	3576.0
50°	20.3	26.9	49.5	53.7	39.9	49.0	638.2	3091.6	3584.7	3640.7
52.5°	16.6	22.6	46.7	41.2	33.4	40.4	658.3	3216.2	3646.8	3681.9
55°	13.8	17.8	28.1	28.6	28.4	34.4	683.2	3394.9	3807.2	3823.8
57.5°	12.1	14.3	19.6	22.1	23.9	30.6	683.7	3651.5	4055.5	4065.8
60°	10.3	12.6	16.3	17.8	20.6	27.4	658.8	3741.2	4153.2	4187.3
62.5°	9.0	11.0	13.6	14.8	17.3	24.6	600.6	3611.4	4019.1	4077.1
65°	8.0	10.0	11.3	12.6	15.3	22.1	504.6	3351.7	3796.6	3857.1
67.5°	7.0	8.8	10.0	11.3	13.8	19.6	371.6	3050.2	3541.3	3591.5
70°	6.3	7.8	9.0	10.0	12.1	16.6	225.5	2588.3	3188.3	3209.1
72.5°	6.0	7.0	8.3	9.0	10.5	14.6	114.2	1902.1	2548.8	2582.7
75°	5.3	6.3	7.5	8.0	9.3	12.6	46.4	1249.3	1847.1	1901.6
77.5°	4.3	5.8	6.8	7.3	8.0	10.3	23.6	798.4	1296.3	1331.4
80°	1.5	4.3	5.8	6.0	6.8	7.5	15.6	437.1	751.9	767.0
82.5°	0.0	2.8	4.5	4.3	4.8	5.8	10.0	207.9	496.4	501.9
85°	0.0	1.3	3.5	2.8	2.0	4.0	3.5	45.4	260.4	271.2
87.5°	0.0	0.0	0.3	1.3	1.0	1.5	0.5	0.3	23.6	29.9
90°	0.0	0.0	0.0	0.0	0.0	0.0	0.0	0.0	0.0	0.0

Signify Classified - Internal
Cooper Lighting Solutions Photometric Lab
1121 Highway 74 South
Peachtree City, GA 30269

Scaled Data Report



Report Generated By 670245982

Signify Classified - Internal
Cooper Lighting Solutions Photometric Lab
1121 Highway 74 South
Peachtree City, GA 30269

Scaled Data Report



Signify Classified - Internal
Cooper Lighting Solutions Photometric Lab
1121 Highway 74 South
Peachtree City, GA 30269

Scaled Data Report



Signify Classified - Internal
Cooper Lighting Solutions Photometric Lab
1121 Highway 74 South
Peachtree City, GA 30269

Scaled Data Report





--- HS — SS

Signify Classified - Internal
Cooper Lighting Solutions Photometric Lab
1121 Highway 74 South
Peachtree City, GA 30269

Scaled Data Report



u

Signify Classified - Internal
Cooper Lighting Solutions Photometric Lab
1121 Highway 74 South
Peachtree City, GA 30269

Scaled Data Report



Signify Classified - Internal
Cooper Lighting Solutions Photometric Lab
1121 Highway 74 South
Peachtree City, GA 30269

Scaled Data Report



Signify Classified - Internal
Cooper Lighting Solutions Photometric Lab
1121 Highway 74 South
Peachtree City, GA 30269

Scaled Data Report



Signify Classified - Internal
Cooper Lighting Solutions Photometric Lab
1121 Highway 74 South
Peachtree City, GA 30269

Scaled Data Report



(END OF REPORT)